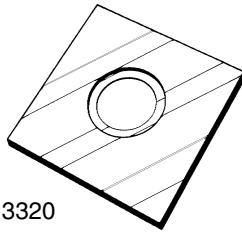


CPM/Delta Bes-Board

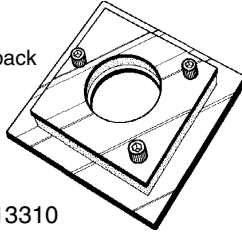
4 x 4 recessed lens board.
39mm/Leica mount hole.
Fits 99% of all enlarging lenses.



ECP312010 Bes-Board 13320

CPM/Delta Bes-Align

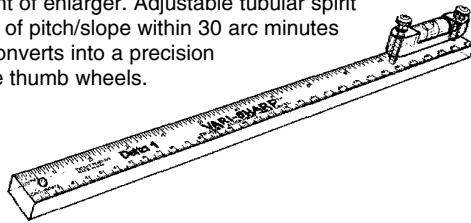
Calibrates lens with enlarger. Adjusts front to back and left to right with three control knobs. Test negative included for lens fall-off, lens distortion, edge-sharpness and parallel alignment. Lens board 4" x 4".



ECP312000 Bes-Align 13310

CPM/Delta VariSharp Enlarger Alignment Tool

Allows proper alignment of enlarger. Adjustable tubular spirit level reads increments of pitch/slope within 30 arc minutes (1/2 of one degree). Converts into a precision 12" level by locking the thumb wheels. Made of acrylic.



ECP313410 Vari-Sharp 13410

samigon® 4-in-1 Easel

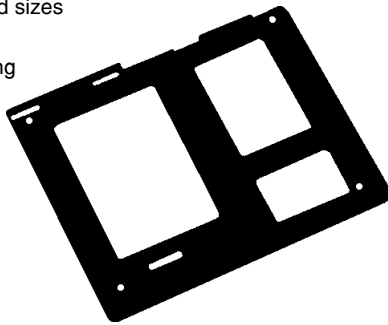
All metal easel with pre-masked sizes to accept most popular papers.

Holds papers cut to the following sizes: 2 1/4" x 3 1/4", 3 1/2" x 5", 5" x 7", and 8" x 10".

Even margins are assured.

Unit is easy to use and paper can be inserted quickly.


Rubber feet on both sides prevent slipping.



ESA004 4-in-1 Easel

CPM/DELTA Magnetic Enlarging Easel, 11 x 14

Precise and durable. Magnetic "Cone of Light" angle bars for precise, borderless settings. Black matte finish. Cork non-skid base.



ECP244 Magnetic Enlarging Easel, 11 x 14 13810

PERSONAL SERVICE IS OUR #1 PRIORITY

ARGRAPH
CORP.

East: 111 Asia Place, Carlstadt, NJ 07072

(201) 939-7722

FAX: (201) 939-7782

West: 2710 McCone Ave., Hayward, CA 94545

(510) 293-0575

FAX: (510) 293-0565