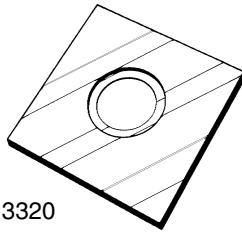


CPM/Delta Bes-Board

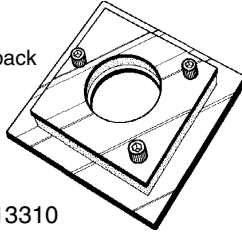
4 x 4 recessed lens board.
39mm/Leica mount hole.
Fits 99% of all enlarging lenses.



ECP312010 Bes-Board 13320

CPM/Delta Bes-Align

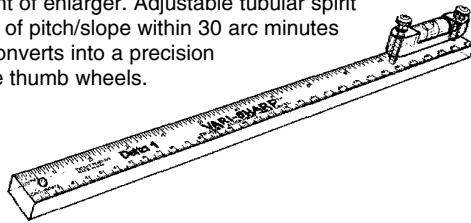
Calibrates lens with enlarger. Adjusts front to back and left to right with three control knobs. Test negative included for lens fall-off, lens distortion, edge-sharpness and parallel alignment. Lens board 4" x 4".



ECP312000 Bes-Align 13310

CPM/Delta VariSharp Enlarger Alignment Tool

Allows proper alignment of enlarger. Adjustable tubular spirit level reads increments of pitch/slope within 30 arc minutes (1/2 of one degree). Converts into a precision 12" level by locking the thumb wheels. Made of acrylic.



ECP313410 Vari-Sharp 13410

samigon® 4-in-1 Easel

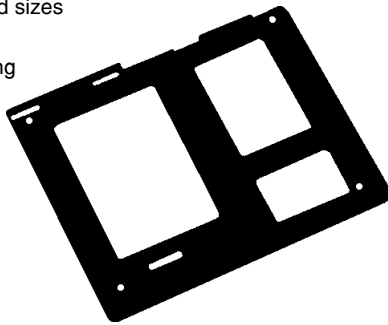
All metal easel with pre-masked sizes to accept most popular papers.

Holds papers cut to the following sizes: 2 1/4" x 3 1/4", 3 1/2" x 5", 5" x 7", and 8" x 10".

Even margins are assured.

Unit is easy to use and paper can be inserted quickly.


Rubber feet on both sides prevent slipping.



ESA004 4-in-1 Easel

CPM/DELTA Magnetic Enlarging Easel, 11 x 14

Precise and durable. Magnetic "Cone of Light" angle bars for precise, borderless settings. Black matte finish. Cork non-skid base.



ECP244 Magnetic Enlarging Easel, 11 x 14 13810

PERSONAL SERVICE IS OUR #1 PRIORITY

ARGRAPH

CORP.

East: 111 Asia Place, Carlstadt, NJ 07072

(201) 939-7722

FAX: (201) 939-7782

West: 2710 McCone Ave., Hayward, CA 94545

(510) 293-0575


FAX: (510) 293-0565

Premier Multi-Format Easel

Makes the most of an 8" x 10" sheet.
Prints: one 8" x 10", 2- 5" x 7",
4- 3½" x 5", 8- 2½" x 3½" or any
combination.

Unique lever-cam design permits
composing and focusing on the
same side without inverting easel.

Includes 5 wedge (20 step) test,
strip printer.




EPR090 Multi-Format Easel MF61

yankee Print Frame

EYA645 Print Frame, 4 x 5 PF-45

Print File Custom Proofer

Designed to insure optimum contact printing.
Accommodates all standard Print Files with
a maximum dimension of 10⁵/₈" x 11¹/₂".
Heavy optically clear cover provides
sufficient pressure to insure direct contact
and perfect alignment. All metal surfaces
are instrument finished to eliminate glare &
reflection. Can be used as an easel for
enlarging & copying.



EPP452 Custom Proofer CP-1

Sylvania or G.E. Enlarging Lamps

We reserve the right to substitute G.E. lamps for Sylvania or vice versa.
Listed are the most popular lamps. Other lamps available on special
order. Write for lamp catalog. (See price book for costs).

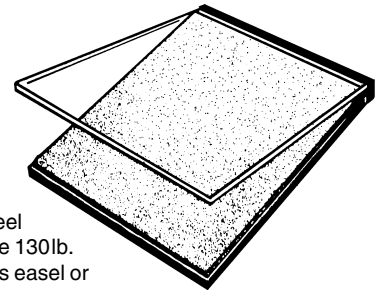
Argraph

Item#	ANSI	Watts	Volts
DL/111A	111A	75	125
DL/140	140	75	120
DL/211	211	75	115-125
DL/212	212	150	115-125
DL/213	PH213	250	115-125



CPM/DELTA Proof-File 11 x 12 Jumbo Proofer

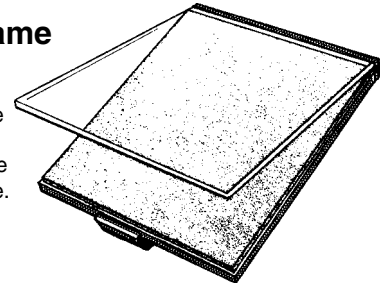
Oversized to accept all plastic file
pages. Allows proofing to be done
without removing negatives from
preserver. Thick optical glass for
superb clarity. Heavy 20 gauge steel
base. Cork base. Cushion of dense 130lb.
foam. Can be used as a borderless easel or
copy board.



ECP138511 11 x 12 Proofer 13210

Testrite 8½ x 11 Proofing Frame

Accommodates the full
8½ x 11 negative holder sheets
(such as Print File). Beveled edge
glass, foam-cushioned, rubber
bumpers, and all metal base make
this an outstanding proofing frame.



ETE005 8½ x 11 Proofing Frame 8511

FOR FAST DELIVERY CALL TOLL FREE!

EAST
1-888-ARGRAPH
OR 1-800-526-6290

WEST
1-888-WESTARG
OR 1-800-323-9069