



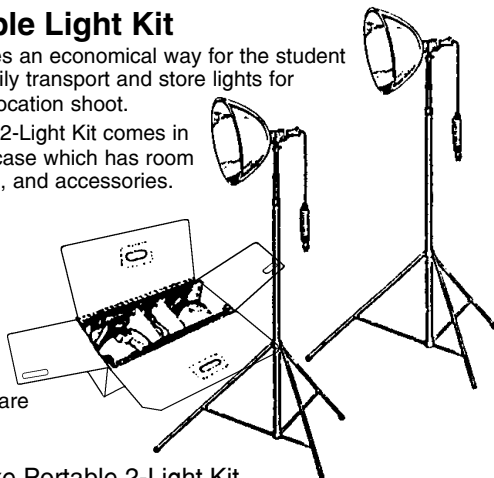
Deluxe Portable Light Kit

This 2 light kit provides an economical way for the student or professional to easily transport and store lights for the home, studio, or location shoot.

The Samigon Deluxe 2-Light Kit comes in an oversize carrying case which has room for a third light, lamps, and accessories.

Kit includes:

- 2- Deluxe 3-section lightstands (extend to 7¼ ft.)
- 2- 10" Reflectors
- 2- Deluxe socket sets with wooden handles and hardware
- 2- Ball studs



CSA105 Deluxe Portable 2-Light Kit

To assemble a 3-way set-up, order an additional single light kit (#CSA124).

CSA124 Single-light kit (stand, reflector, socket set)

GE/Sylvania Photoflood Lamps

For use in clamp socket with reflectors.

Stock #	Ansi #	Description	Master Qty
DL/BBA	BBA	#1, 250W- 3400°K	24
DL/BCA	BCA	#B1, 250W- blue	24
DL/EBV	EBV	#2, 500W- 3400°K	24
DL/EBW	EBW	#B2, 500W- blue	24
DL/ECA	ECA	250W- 3200°K	24
DL/ECT	ECT	500W- 3200°K	24

(We reserve the privilege of substituting Sylvania, if out of GE)
For projection lamp listing, etc. see page F-5

Testrite Fotolite Stands

Made with aluminum tubing. They have clutch type locks (like camera tripods) which lock easily in any position; sections cannot pull apart.

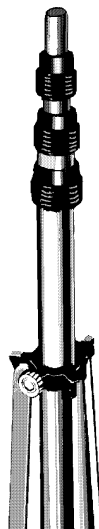
100/3: An industry favorite, for lightweight, rigidity and reasonable price. 3-section stand. Opens to 7¼ft. Closes to 31". Weighs: 1lb. 9oz.

TIC-22: All anodized tubing and leg assembly. 4 sections. Black anodized tripod type locking devices. Opens to 7ft. Closes to 23". Weighs 23oz.

TIC-25: Same as above, except 5 sections. Opens to 9ft. Closes to 25". Weighs 2lbs.

Master: 3 (for all 3 stands).

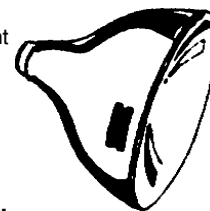
		Sections	Opens to	
CTE225	Stand	3	7¼ft.	100/3
CTE210	Stand	4	7ft.	TIC-22
CTE220	Stand	5	9ft.	TIC-25



Chelsea Reflectors

Parabolic shaped reflectors offer the most efficient light spread. Reflectors are internally finished in satin aluminum. Bulk packed for economy.

- CCH206 Pk/6, 6" Reflectors
- CCH210 Pk/12, 10" Reflectors
- CCH212 Pk/12, 12" Reflectors



Order in pack quantities only

Chelsea Clamp, Cord & Socket Set

Strong coil spring holds clamps firmly to any support. Has jaws which are rubber covered to protect furniture or other surfaces.

All sockets mounted on twin ball-joints, knurled to prevent any slippage once set. Twin button on/off switch conveniently located on socket. Unit rated up to 600W & 250V.

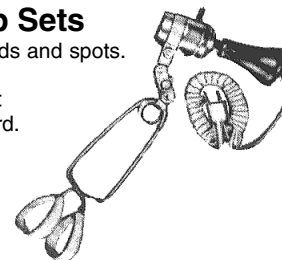


CCH250 Pk/12, Clamp, Cord & Socket Set

Order in pack quantities only

Testrite Socket and Clamp Sets

Provides rigid support for all reflector floods and spots. Rubber covered spring hand clamp. High heat (660W 250V) sockets with heat resistant push through switch and 8ft. cord. Red safety knob on the socket allows "cool & easy" handling.



- CTE441 Metal Socket & Clamp Set, 8ft. cord CW
- CTE464 Phenolic Socket & Clamp Set, 10ft. cord CWP

Testrite Metal Socket and Cord Set

High heat socket with 8ft. cord, swivel, wood "cool" knob, and light stand adapter. Fits directly onto 3/8" top sections of lite stands. Light switch is located on the socket. Uses 75 watt maximum bulb.



- CTE443 Cord and Socket Set, Metal SCA
- CTE444 Cord and Socket Set, Phenolic SCAP

FOR FAST DELIVERY CALL TOLL FREE!

EAST
1-888-ARGRAPH
OR 1-800-526-6290

WEST
1-888-WESTARG
OR 1-800-323-9069